

General

The foundation of the PMV Valve Control System is the PMV P5 pneumatic positioner.


Performance of this unit has been enhanced with the special high gain/high capacity spool valve assembly providing very quick and accurate actuator/valve response.

For single or double acting application, this new modular design allows for the simple addition of I/P converters and/or a feedback unit with a variety of feedback options.

Other features include:

Gauge ports, stainless steel cam with a simple cam locking device, tapped exhaust port for venting of supply media, external zero adjustment, and completely sealed cover.

Simple



Modular

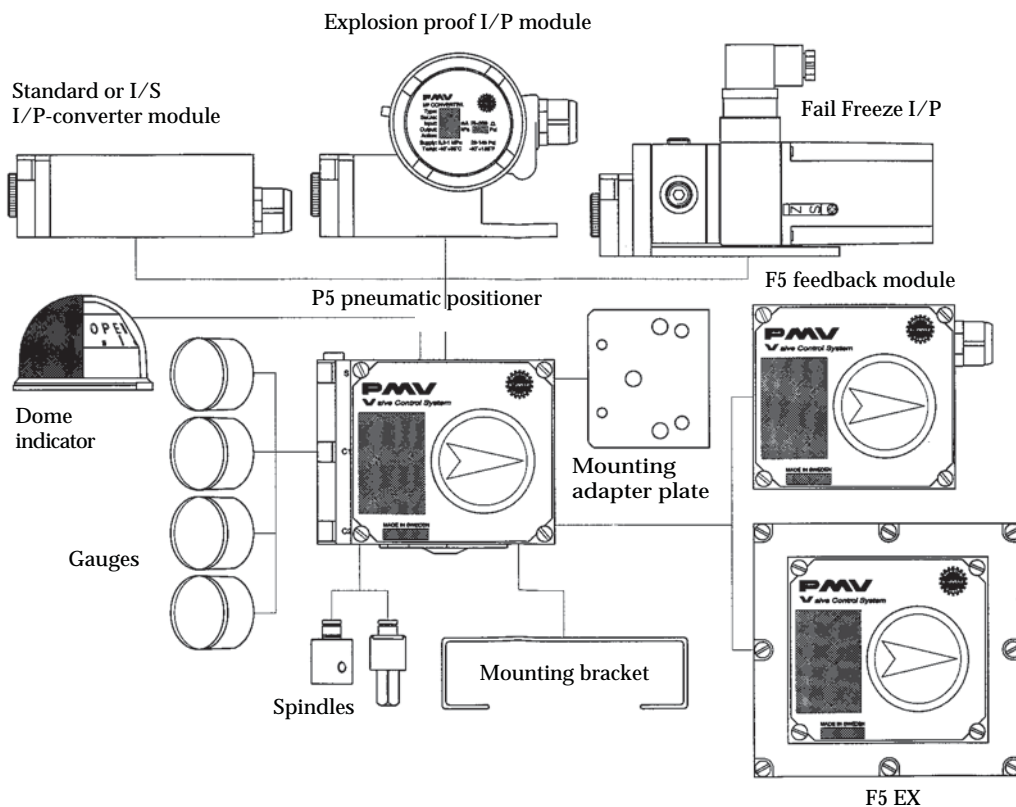


Simple to add on:

Feedback Unit – F5

Dome Style Indicator

I/P Converter



Technical Specifications

Input signal	20-100kPa/3-15 Psi (6-30 Psi option)
Linearity	≤0,5%*
Hysteresis	≤0,5%*
Repeatability	≤0,5%*

Gain factor at: 600 KPa/87 Psi	Min. 1000 kPa/kPa Min. 66%/ % ISA S75.13-1989
--------------------------------	--

Max. air consumption at supply pressure:

0,2 MPa/29 Psi	5,4 nl/min (0,19 SCFM)
0,4 MPa/58 Psi	12,3 nl/min (0,43 SCFM)
0,6 MPa/87 Psi	20 nl/min (0,71 SCFM)
0,8 MPa/116 Psi	27,8 nl/min (0,98 SCFM)
1 MPa/145 Psi	35,7 nl/min (1,26 SCFM)

Min. air delivery at supply pressure:

0,2 MPa/29 Psi	200 nl/min (6,9 SCFM)
0,4 MPa/58 Psi	370 nl/min (12,8 SCFM)
0,6 MPa/87 Psi	540 nl/min (18,8 SCFM)
0,8 MPa/116 Psi	710 nl/min (24,7 SCFM)
1 MPa/145 Psi	880 nl/min (30,6 SCFM)

Low Bleed Version

Min: 450 KPa/KPa
Min: 30 %/ %

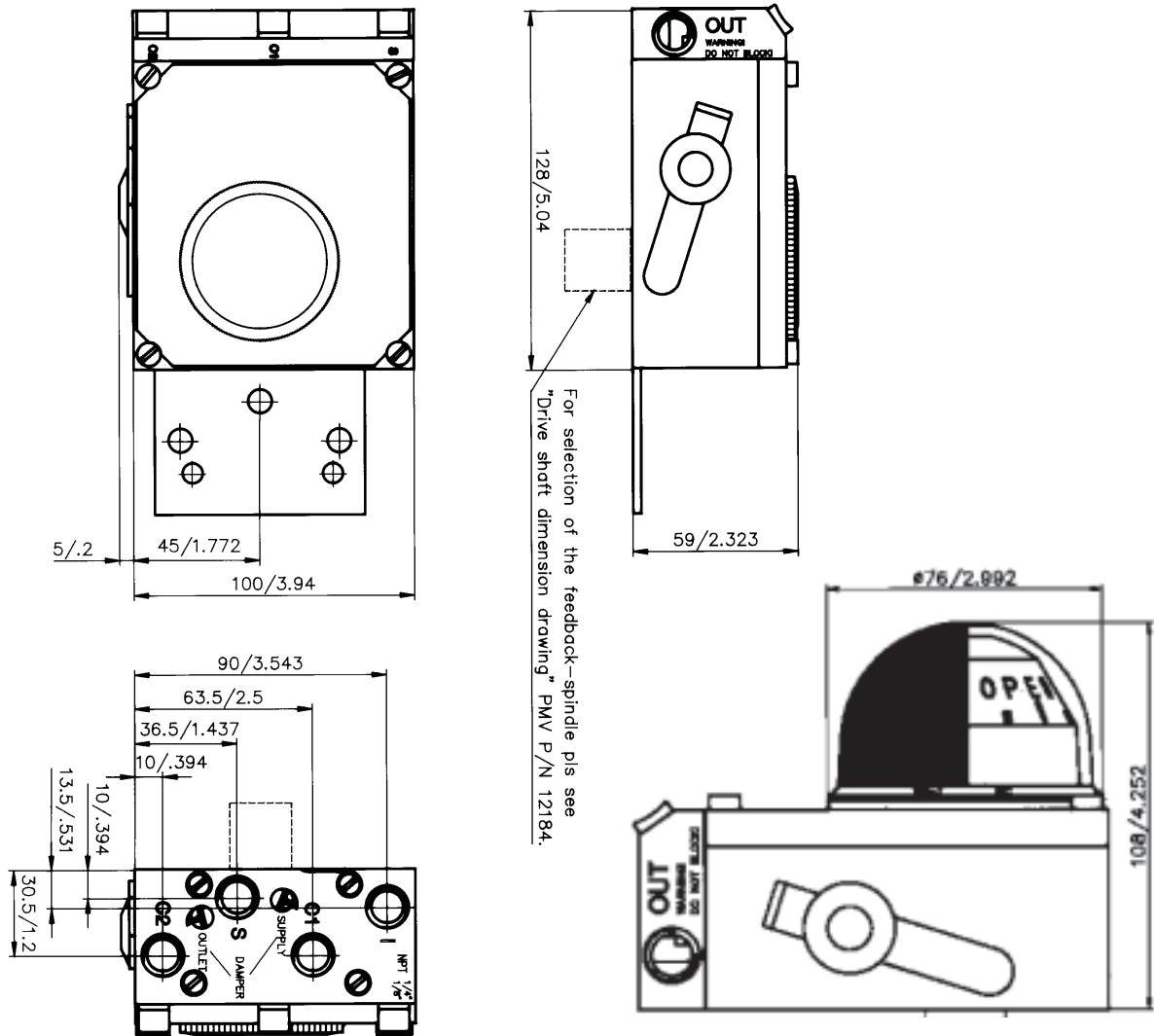
2,7 nl/min (0,1 SCFM)
6,1 nl/min (0,21 SCFM)
9.9 nl/min (0,35 SCFM)
13,7 nl/min (0,48 SCFM)
17,5 nl/min (0,62 SCFM)

156 nl/min (5,5 SCFM)
288 nl/min (10,1 SCFM)
421 nl/min (14,8 SCFM)
553 nl/min (19,4 SCFM)
686 nl/min (24 SCFM)

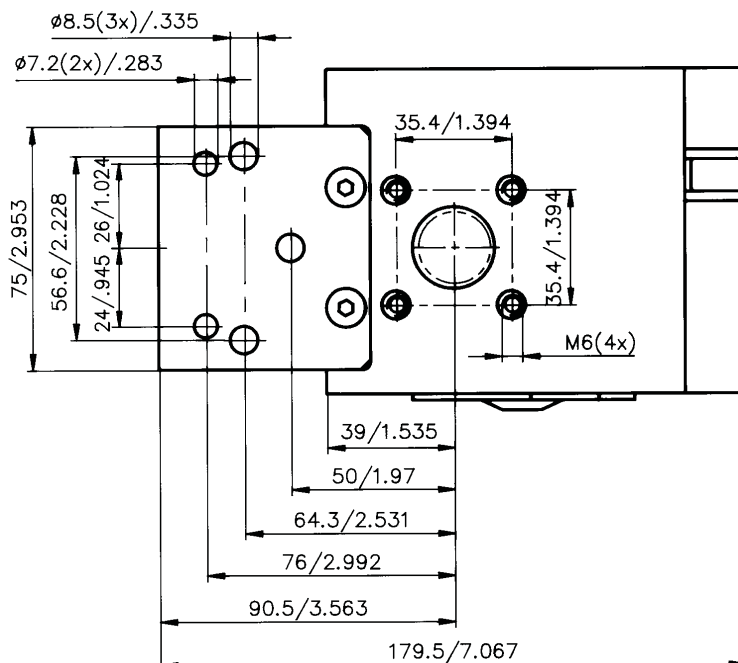
Position Sensitivity	None
Supply pressure	Max 1 MPa/150 Psi
Temperature range	-20°C to +85°C / (-4F to +185°F)
Low temp option	-40°C to +85°C (-40°F to +185°F)
Connector threads	1/4" NPT or G (BSP)
Gauge threads	1/8" NPT or G (BSP)
Weight	1,1 kg/2,4 lbs
Housing	Die cast Aluminum
Surface treatment	ED Epoxy paint, black
Fasteners	A2/A4 Stainless
Ingress protection	IP66 /NEMA 4

*Percent of full scale

Dimensional Drawing



P5 with dome indicator H5



How to order

1. Model	PP5XX	P5 Double acting pneumatic
2. Spool valve	HP or LB	High performance or Low bleed
3. Air connection	N or G	NPT 1/4" or G 1/4"
4. Surface treatment	U or M	Epoxy coating or Tufram
5. Spindle	01, 23 etc	01 to 35. See dwg SPNDLSP_5
6. Cam	K01	K01 to K17, K01 = linear 90 deg, standard
7. Front cover	PV9DA	90 deg, Direct, arrow indicator
8. Input signal / Temperature	3Z 3Q	3-15 psi input, Nitrile seals -20 deg C 3-15 psi input, Silicon seals -40 deg C

* For 30, 45 and 60 deg rotation, change PV9 to PV 3, PV4 or PV6.

Example:

PP5XX-HPGU-23K01-PV9DA-3Z
1 2 3 4 5 6 7 8

Your distributor:

Coulton Instrumentation Ltd

17 Somerford Business Park, Christchurch, BH23 3RU, UK

Tel: +44 1202 480 303

E-mail: sales@coulton.com

Web: www.coulton.com

(The information in this brochure is subject to change without notice.)

