

# ABP1 Series

Back Pressure Regulator  
Stainless Steel



## Value Proposition:

The ABP1 is a versatile design for the control of inlet, upstream or back pressure in an instrument or analyzer system.

The materials of construction for this regulator make it suitable for applications where corrosive media and/or environments are present.



## Contact Information:

Parker Hannifin Corporation  
**Veriflo Division**  
250 Canal Blvd  
Richmond, California 94804

phone 510 235 9590  
fax 510 232 7396  
veriflo.sales@parker.com

www.parker.com/veriflo  
Mobile App: m.parker.com/veriflo

## Product Features:

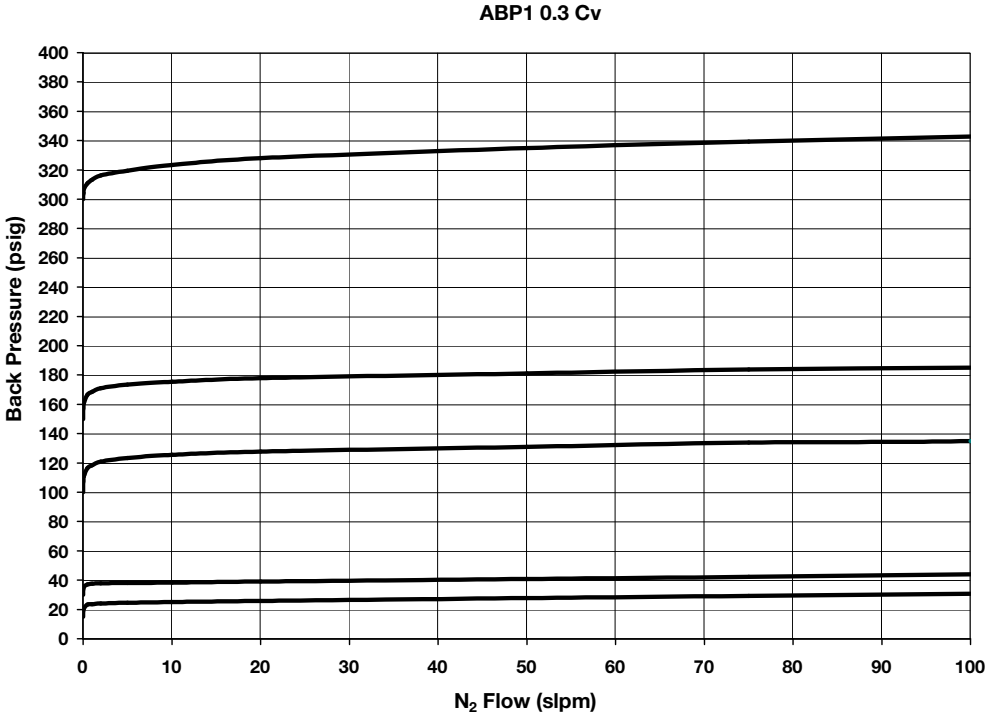
- Standard Hastelloy C-22® diaphragm for superior strength and corrosion resistance
- Integral diaphragm stop provides an additional safety measure
- Cleaned for O<sub>2</sub> service is standard
- Convolute diaphragm provides outlet pressure stability with changes in flow
- Express Service Program is available and noted in *green italic print*



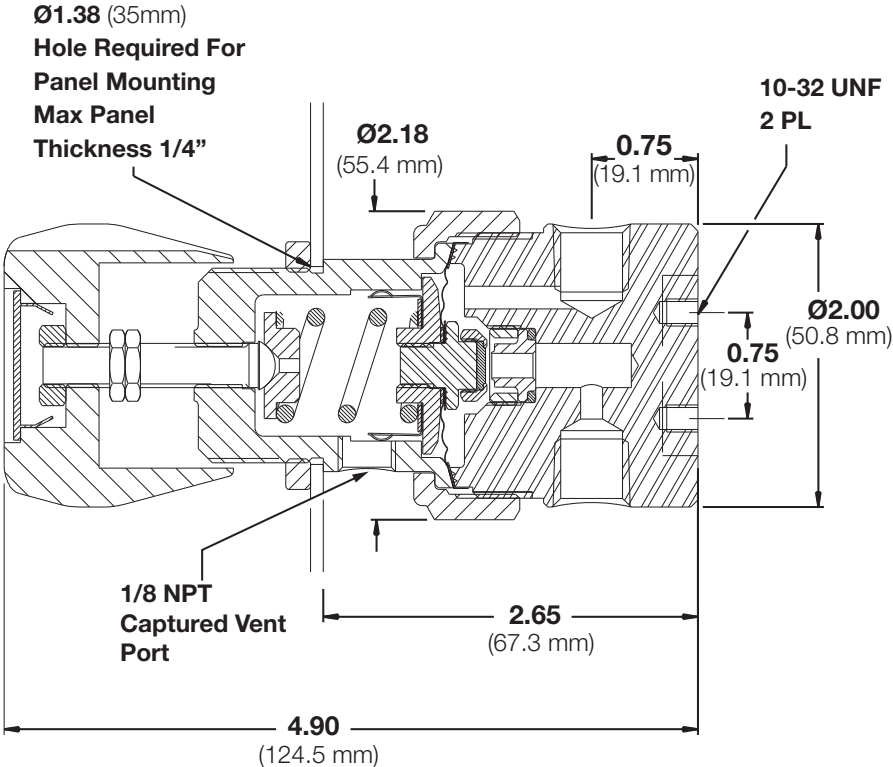
ENGINEERING YOUR SUCCESS.

# ABP1 Series

## Flow Curve



## Dimensional Drawing



Safety Guide and Installation and Operating Instructions available at  
[www.parker.com/veriflo](http://www.parker.com/veriflo)

# ABP1 Series

## Ordering Information

Build an ABP1 Series regulator by replacing the numbered symbols with an option from the corresponding tables below.

Color Explanations: Black = Standard Lead Time Configurations  
 Blue = Extended Lead Time Configurations  
 Green *Italic* = Express Service Program (ESP)

For an explanation of Ordering options please reference literature 25000275 at [www.parker.com/veriflo](http://www.parker.com/veriflo)

Sample: **ABP1**      **S**      **T**      **3**      **3BP**      **2**      **4**      **7**

Finished Order: **ABP1ST33BP24**

**1** **Body Material**  
*S = 316L Stainless Steel*  
**H = Hastelloy C-22®**  
**M = Monel®**

**2** **Seal Material**  
*T = PTFE*  
*V = Fluorocarbon Elastomer (FKM)*  
*K = Perfluoroelastomer (FFKM)*

**3** **Pressure Range**

Range	Gauge
<i>1 = 1 - 25 psig</i>	<i>03 0 - 30 psig</i>
<i>2 = 2 - 50 psig</i>	<i>OL 0 - 60 psig</i>
<i>3 = 3 - 100 psig</i>	<i>2 0 - 200 psig</i>
<i>4 = 10 - 250 psig</i>	<i>4 0 - 400 psig</i>
<i>5 = 20 - 500 psig</i>	<i>6 0 - 600 psig</i>

**4** **Porting**  
*2BP = 2 Ports No X required for gauges, inlet & outlet ports only*  
*3BP = 3 Ports One X for gauge port*  
*3PB = 3 Ports One X for gauge port (outlet through bottom)*  
*3PP = 3 Ports One X for gauge port*

**5** **Inlet Gauge**  
*03 = 0 - 30 psig*  
*OL = 0 - 60 psig*  
*2 = 0 - 200 psig*  
*4 = 0 - 400 psig*  
*6 = 0 - 600 psig*  
*X = No Gauge*  
*Additional ranges available upon request*

**6** **Port Style**  
**2 = 1/8" NPT Female**  
**4 = 1/4" NPT Female**  
*All Gauge ports are 1/4" NPT Female*

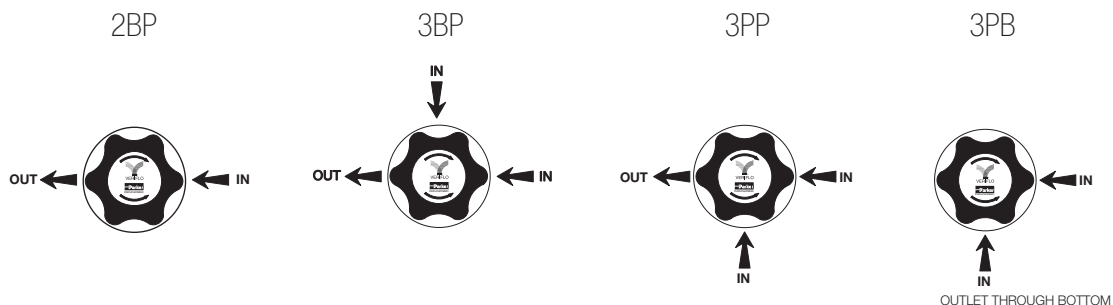
**7** **Optional Features**  
 This section can have multiple options  
**DO = Dome Loaded** *Not available with M option*  
**M = Metal Knob (Black)** *Not available with DO options*  
**06 = 0.06 Cv**  
**1 = 0.1 Cv**

**Note: Panel Mount Option:**  
*Order Panel Nut Ring p/n: 41900363 as a separate line item.*  
**Vent Muffler Option:**  
*Order Vent Muffler p/n: 46600581 as a separate line item.*

Additional configurations available upon request

**Note:** Veriflo reserves the right to plug NPT ports. If a true ported body is required, please contact Customer Service.

## Porting Configurations



# ABP1 Series

## Specifications

Materials of Construction	
<b>Wetted</b>	
Body Options	316L Stainless Steel (std), Monel® or Hastelloy C-22®
Diaphragm	Hastelloy C-22®
Diaphragm Assembly Options	316L Stainless Steel & PTFE (std) or Hastelloy C-22® & PTFE
Seal Options	PTFE (std), FKM or FFKM
Seat O-ring	PTFE
Seat & Holder Options	316L Stainless Steel (std) or Hastelloy C-22®
Outboard Gasket	PTFE
Screen Options	316L Stainless Steel (std) or Hastelloy C-22®
<b>Non-wetted</b>	
Cap	303 Stainless Steel
Cap Nut	316L Stainless Steel
Knob Options	ABS (std) or Aluminum

For additional information on materials of construction, functional performance and operating conditions, see Regulator Technical Bulletin.

Functional Performance	
<b>Design</b>	
Burst Pressure	1,500 psig (103 barg)
Proof Pressure	750 psig (52 barg)
<b>Flow Capacity</b>	
C <sub>v</sub> Options	C <sub>v</sub> 0.3 (std), C <sub>v</sub> 0.1, C <sub>v</sub> 0.06
<b>Leak Rate</b>	
Internal	Bubble Tight
External	Bubble Tight
<b>Internal Volume</b>	5.9 cc
<b>Approx. Weight</b>	2.3 lbs. (1.0 kgm)
<b>Operating Conditions</b>	
Control Pressure	1 - 25 psig (2 barg)
	2 - 50 psig (3.5 barg)
	3 - 100 psig (7 barg)
	10 - 250 psig (17 barg)
	20 - 500 psig (35 barg)
Max. Temperature of Flow Media	-15°F to 400°F (-26°C to 204°C) <i>Note: Metal Knob required for high temperature applications</i>

Hastelloy C-22® is a registered trademark of Haynes International, Inc.  
Monel® is a registered trademark of Special Metals Corporation

### OFFER OF SALE:

The items described in this document are hereby offered for sale by Parker-Hannifin Corporation, its subsidiaries or its authorized distributors. This offer and its acceptance are governed by the provisions stated in the detailed "Offer of Sale" elsewhere in this document or available at [www.parker.com/veriflo](http://www.parker.com/veriflo)



FAILURE OR IMPROPER SELECTION OR IMPROPER USE OF THE PRODUCTS DESCRIBED HEREIN OR RELATED ITEMS CAN CAUSE DEATH, PERSONAL INJURY AND PROPERTY DAMAGE. THIS DOCUMENT IS FOR REFERENCE ONLY. PLEASE CONSULT FACTORY FOR LATEST PRODUCT DRAWINGS AND SPECIFICATIONS

This document and other information from Parker-Hannifin Corporation, its subsidiaries and authorized distributors provide product or system options for further investigation by users having technical expertise.

The user, through its own analysis and testing, is solely responsible for making the final selection of the system and components and assuring that all performance, endurance, maintenance, safety and warning requirements of the application are met. The user must analyze all aspects of the application, follow applicable industry standards, and follow the information concerning the product in the current product catalog and in any other materials provided from Parker or its subsidiaries or authorized distributors.

To the extent that Parker or its subsidiaries or authorized distributors provide component or system options based upon data or specifications provided by the user, the user is responsible for determining that such data and specifications are suitable and sufficient for all applications and reasonably foreseeable uses of the components or systems.

The products described herein, including without limitation, product features, specifications, designs, availability and pricing are subject to change by Parker Hannifin Corp and its subsidiaries at any time without notice.

Proposition 65 Warning: This product contains chemicals known to the state of California to cause cancer or birth defects or other reproductive harm.

© 2007 Parker Hannifin Corporation



Use mobile device to scan this QR Code.

LitPN: 25000021

Rev: E

Date of Issue 03/2013



ENGINEERING YOUR SUCCESS.